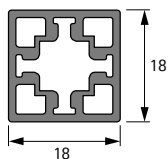



Cadro frame system

- Base
- Profiles

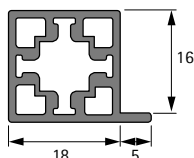
Base profile



- Basic profile, e.g. for use as vertical stay in shelf units
- Length 3000 mm, can be cut to length
- Aluminium

Order no. / Colour		PU
Matt black	Stainless steel look	
9 298 780	9 298 791	1 ea.

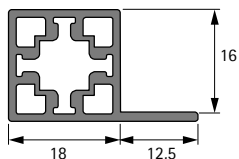

Shelf profile



- For mounting 16 mm shelves
- Length 3000 mm, can be cut to length
- Aluminium

Order no. / Colour		PU
Matt black	Stainless steel look	
9 298 792	9 298 793	1 ea.

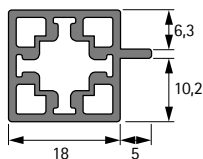

Side / shelf profile for screwing on



- For screw mounting 16 mm shelves
- Length 3000 mm, can be cut to length
- Aluminium

Order no. / Colour		PU
Matt black	Stainless steel look	
9 298 796	9 298 797	1 ea.

Glass shelf profile / side / shelf profile, grooved



- For fitting 6 mm glass shelves or installing 16 mm grooved wooden shelves
- Length 3000 mm, can be cut to length
- Aluminium

Order no. / Colour		PU
Matt black	Stainless steel look	
9 298 794	9 298 795	1 ea.